

HEY!

LET'S WORK TOGETHER
TO BUILD A BETTER WORLD

UNIVERSAL EDUCATION MANAGEMENT SYSTEM

EduBIOS



The Whole Country
is Your Team

Let's work together
to make the education
system better, smarter
& universal in our country


Join The
eco-system


Imagine an eco system
where knowledge and
management are more
connected than ever

EDU BIOS

The Realtime Universal
University / College / Institute / School
Management System

Let's make the world
more open to all
to gain more

 **Groveus Informatics Pvt.Ltd.**
Pradhan Nagar, Siliguri,
West Bengal, India

 **+91-983-251-1333**
+91-700-101-3124

 **hello@edubios.com**



A PRODUCT & SERVICE FROM GROVEUS INFORMATICS PVT. LTD.

www.edubios.com



Copyright © Groveus Informatics Pvt. Ltd. (www.groveus.com)

Introduction



Groveus has designed and developed EduBIOS with lots of passion, care and a powerful intention to change the way of school/college/university administration and communication. With so many unbelievable and amazing features, EduBIOS can also make your administration faster, smarter and better. As we want all educational administration to enjoy the features, we have made EduBIOS as much affordable as possible.

We simply want you to invest your valuable time only on making students future brighter.

Scope



EduBIOS is an unique, open, continuously evolving and highly secure educational management system where students, parents and administration are more connected and well informed about multiple fields. EduBIOS is evolving every day by collecting valuable feedback from multiple university, college and school boards.

Our Technology



EduBIOS is a product of Advanced Technology and Design Framework. The Software module is based on SPA(Single Page Application) guidelines, where the whole software resides in a single page without any page reload which brings an interactive user experience in also a very slow network with a low data consumption.

Core Features



EduBIOS is an online education management software that allows you to manage admissions, student information, digital RFID ID Cards, exam, tests, events scheduling, routine, grading, parent & faculty notification functionalities anytime and anywhere from your PC, Mac, Android, iPhone or Tablet.

FEATURES



Management Information System



Dynamic Website



SMS Notification



Dynamic Class Routine



Student Database



Teacher Database




Gradebook



Android/iOS App



Messaging



Admission



Online Payment Options



Discipline Tracking



Payroll



Library



Hostel



Question Paper



Attendance



ID Cards



Admission

Regular Procedure Of Admission

Yearly, enrolment of students to schools/colleges is a herculean task for the administration of a school/college. Interview or written test of the students is performed. List of the selected candidates is prepared with the general consent of teachers, principal and interviewer. Names of the selected students are filtered into a new sheet and forwarded to different departments which would initiate the admission process i.e. accounts, stationery, tailor.

KEY FEATURES

- ✓ Student Details (Web cam images, ID Cards)
- ✓ Class Details
- ✓ Parent Details
- ✓ Document Details
- ✓ Medical Details
- ✓ Fees Details
- ✓ TC Certificate

The departments on the other hand would report their progress to the institute. Neither institute nor the departments have a single platform from which the updates could be entered directly and viewed by all. In the world of technology and speed, manual paperwork and documentation is simply a waste of time. The task doesn't end at this point. The updates of each new admission (along with the old ones) have to be maintained by passing time.

How Admission Module Works?

Such painstaking can be reduced to triviality by a software which offers conveniences and relief for lifetime. EDUBIOS is a singular software which can single-handedly manage multiple functions of school administration and classroom management. It begins with the Admission module, in which all necessary information of the student is once entered by the operator. The entry done by the operator can be viewed by multiple users who are granted user privileges by the admin to perform various tasks of admission. Therefore, the extra paperwork time is spared. Filtration of information or user restrictions can be controlled by the admin for every user. Every

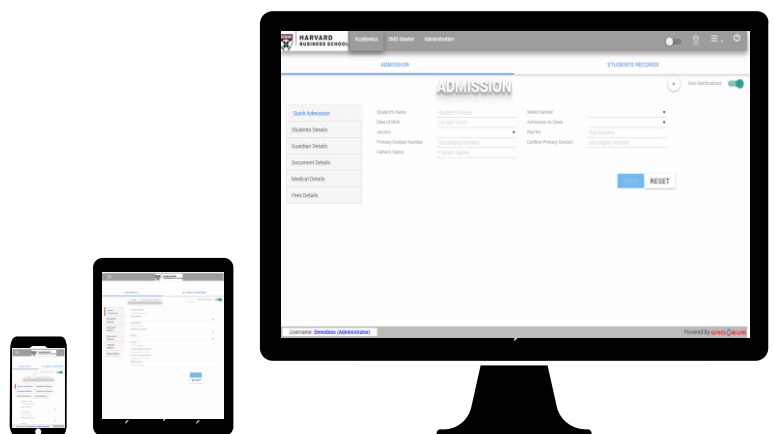
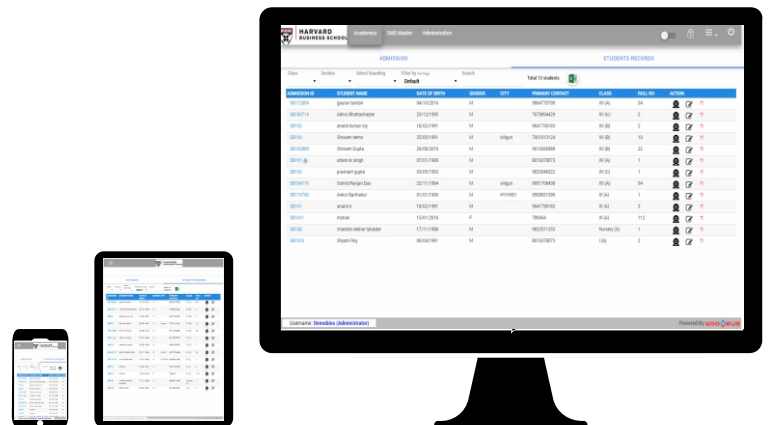
The information filled would be further utilized for the routine administration of the school.

They can perform individual tasks of admission and update the database with additional entries. The updates will be viewed by all. Hence, nobody will be ignorant of changes. The student information can be later used for advanced functions of school management by EDUBIOS.

In Admission Module, a person will make a basic entry of students appearing for entrance test. The profiles of selected candidates would be kept whereas the profile of those not selected will be deleted.

The operator will make an entry of detailed information about the student like name, parent's name, age, class of admission, pictures(taken from web camera), address, etc. An RF ID number would be generated for each student. They will be handed to the student during the admission process.

Accountant will update the fee submission details from his/her user module over the information feeded by the entry operation. Medical specialist will upload the medical test reports of each student from his module. In this manner, proficient distribution of work can be applied with an overpowering sense of unity.





Attendance

Digital Attendance Using RFID

Every student and teacher will be handed a RFID which will be synced to EDUBIOS. The purpose of the ID would be to take digital attendance of both student and teacher present in the school. The saved effort of manual roll call can make space for extended duration of teaching.

KEY FEATURES

- ✓ RFID Cards for Students and School Staffs
- ✓ Offline Attendance facility and instant background synchronisation for class teachers to verify students with their android mobiles.
- ✓ RF scanners and the Attendance device (Prices to be beared by schools).
- ✓ Absent alerts to parents after class teachers review.

How Will A RFID Work ?

A RFID will be a simple mechanism synced to EDUBIOS. It will appear like identity card hanging around the neck of the holder which contains plethora of information about the owner. A RF scanner (with seperate cost)will be placed at different locations of the school. It's purpose would be to scan the ID's of students and teacher so that a digital could be taken. Attendance record will be stored in the database of EDUBIOS. Class teachers can examine the present attendance of the student in their android mobiles.

Teachers Can Check The Attendance Of A Class From EDUBIOS Mobile App

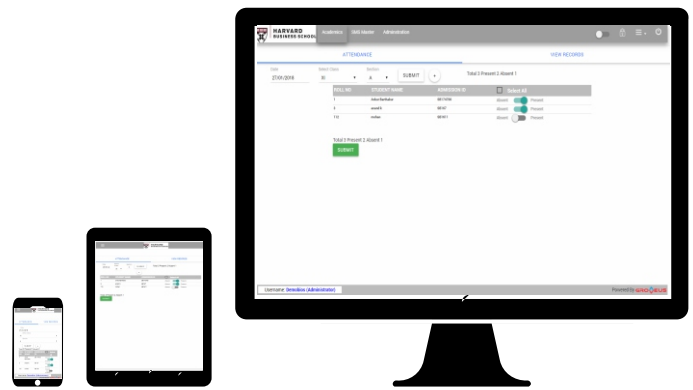
Groveus has developed an app of EDUBIOS which can be easily downloaded from Google Play store. It occupies little space of the phone memory and can accomplish every function of the software. Teachers will be provided with a module where they can perform various duties related to

their daily school routine like attendance count, question paper preparation, marks allocation of every test or exam, report card preparation, etc.

Hence, before beginning the class they can go through the attendance of students taken by the scanner for class and come to know the absent nature of the students. Apart from this, parents of the absent students will be automatically informed by SMS of the absence of their child (if the teacher and principal desires so). Double attendance would be taken in a day to avoid wrong practices like bunking or skipping the school.

Teacher's Attendance Would Also Be Taken By Using The Technology Of RFID

In the same manner, attendance of the teacher will be read through the scanner and stored in the system. Principal and admin can daily examine the attendance of the teacher. The attendance record can be later used for the preparation of performance chart/result of the students.





Notification

About

As the name suggests, SMS Master is designed for sending SMS to members of the institute on different occasions. However, this does not mean that the SMS are used just to greet people on some festive occasion. They are meant for a higher purpose.

KEY FEATURES

- ✓ SMS Master (Predefined school templates)
- ✓ SMS using Excel file upload
- ✓ Auto Activities SMS (Create exams, result publish, admission, fees payment, dues, absents etc)
- ✓ Auto Birthday SMS
- ✓ Schedule Sms Facility & Delivery reports
- ✓ Push Notification for news, attendance, routines, exams.
- ✓ Emails notification to newsletters

Admin Can Select The Template To Send SMS To People In SMS Master

SMS Master of EDUBIOS has several predefined SMS templates (created by the service provider) present in its display. Admin can select a suitable template to send SMS in the future and save it. The templates can be changed later by selecting another one from the template section.

The Mobile Numbers Of Students Can Be Stored In The Software By Filling It In Excel Sheet

The second task is to download an excel sheet by clicking Download Excel Sheet button and fill the same with phone numbers of students with their name. Then, the filled excel sheet has to be uploaded in the system by clicking Upload Excel Sheet button. The information related to the phone number of the individual would be thus stored in the memory.

SMS Master Will Automatically Send SMS To Concerned People On Various Occasions

Now the software will itself take up the responsibility of sending automatic transitional SMS to concerned people on events of exam creation, result declaration, school holiday, admission opening, fees payment reminder, due reminder, absentee notification, etc. Admin of EDUBIOS can contain the notification of certain SMS.

SMS Master Can Send Push Notifications In The Mobile Apps Of Parents/Teachers/Students

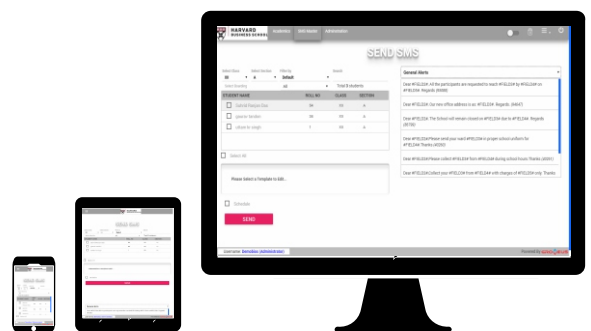
Push notifications are notifications from apps of your mobile which pops-up in your display screen. People having EDUBIOS mobile app will be getting push notifications/updates from school/college even if the mobile is in DND mode.

SMS Master Keeps Report Of SMS Delivery

SMS Master has a panel which keeps record of delivery reports of the sms send to parents and teachers. It is done to confirm the successful delivery of SMS to the people. Otherwise one would be left baffled whether an important message of school holiday can reached the receiver or not. The pain involved in communicating the telecom company for confirmation cannot be endured daily.

SMS Can Be Scheduled To Be Sent On A Particular Day And Time By SMS Master

There is also a beautiful function in SMS Master which allows the admin to schedule the date of SMS delivery- Schedule SMS. In Schedule SMS, admin can select a particular date and time for the delivery of the SMS. For example, if admin wants to send the SMS for invitation of parents to the school fast on a particular date then former can type the invitation and schedule the time and date in Schedule SMS. The message will be delivered only on the date scheduled by the admin.





Result Master

Importance of Assessment

Assessment is a crucial part of learning ; without assessment there is practically very low possibility of learning. Research reveals that instant rectification and commendation boosts learning among students. Report card/ Marks sheet is a star card which reveals the performance of a student to himself/ herself, parents and teachers. Hence, early evaluation of the unit test and exam paper can materialize the performance of a student.

KEY FEATURES

- ✓ Download a sample excel format for classes with auto filled students data
- ✓ After entering marks upload the excel file to the website and result is live to app, website, software.
- ✓ SMS Forecasting of result option

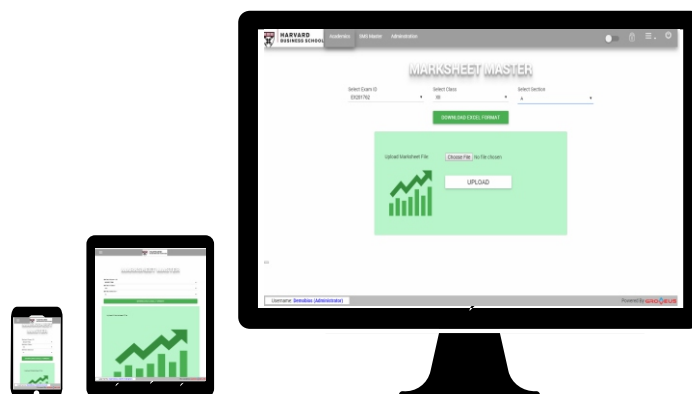
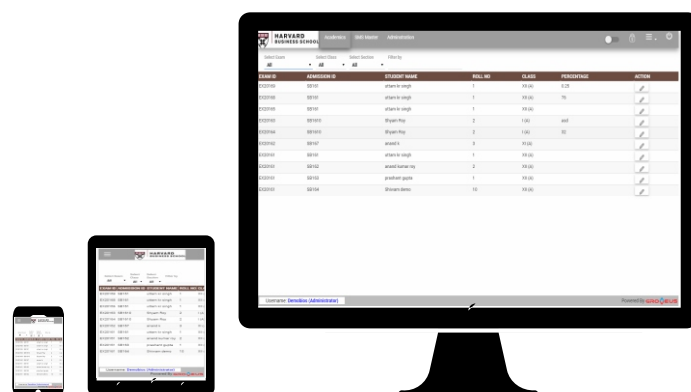
Teachers Can Upload The Marks Of A Student Soon After The Correction Papers

For this reason, Groveus has prepared a separate module in EDUBIOS named as Result Master. In Result Master, a teacher of a respective subject of a class can download an excel sheet comprising the names of students in the class where he/she is teaching. The excel sheet would have columns for filling the marks of every subject taught in a particular class. Rows would have names and roll numbers of each student in the class. The teacher can type the marks obtained by the students in his/her subject during a test/exam. If the teacher is taking lessons of different sections and classes then also he/she can download the excel sheet of multiple classes and fill the marks obtained in her subject by the student.

Result Master Immediately Prepares Soft Copy Of The Result By Synchronizing the Marks Of All Subjects In The Class

After filling the marks, teacher has to click the Upload button in the module. The modified excel sheet has to be selected. It will be uploaded in the server. Once the marks of all subjects is uploaded for all classes and sections, Result Master will extract the display format of the school report card / college marks sheet and paste the grades of the student of every class. Hence, a soft copy of the report card will be ready to be viewed in the personal modules (of student, parent, teacher, principal and admin viewed in desktop or mobile) and also on EDUBIOS website of the school.

Admin of EDUBIOS can schedule a date for SMS notification of the published result to the parent's mobile from Result Master.





Exam Master

About

Every year in the beginning of a session, a school/ college publishes a diary/pamphlet to inform parents and students of the session plan of holidays, vacations and exam schedule. There is a helpless reliance for precision of the content on the printing press. The dates printed once cannot be changed for an entire year.

KEY FEATURES

- ✓ Create and manage exams, unit tests for separate classes
- ✓ MCQ exams for website
 - Question manager for MCQ for different difficulty levels
 - Random Question generation for exams
 - Result is publish live in students panel
 - after finishing exam in website
- ✓ Result Printing as per schools template

Overwriting is the only solution for marking changes. Supposedly, the exams are postponed due to bad weather or natural calamity then parents/ students have little clue about the schedule of postponed exams. Schools/colleges are closed and their is no communication whatsoever with the parents and students apart from SMS or social media.

In this unpredictable modern world, it's quite important to have a flexible calendar which can accommodate alterations and simultaneously notify people of the change.

An Admin Can Create The Routine Of An Examination In Exam Master And Immediately Send The

Notification Of Its Release To The Parents

Exam Master is a module in EDUBIOS which is solely designed with the purpose to administer and manage exams in a school.

Here the admin can create the routine of class tests/unit tests/examination and release it's visibility in personal modules of students, teachers and parents. After creating the routine of an exam, the admin can automatically send a notification through Exam Master to the personal modules of the individuals concerned. The admin can also send a SMS notification to the parents mobile from the Exam Master.

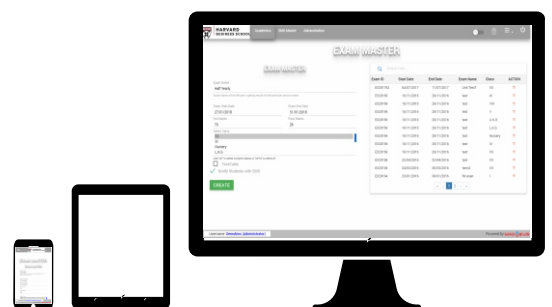
Admin Can Edit The Routine Of Exam In Case Of Emergencies And Immediately Send The Notification Of Change To Parents With The New Routine

In case the admin feels the requirement to change the test/exam routine. He/She can click Edit button of Test/Exam Routine in Exam Master, type the changes and then Save. The notifications of the changes will be sent to concerned individuals of EDUBIOS if the admin desires so.

Exam Master Enables Teachers To Store Herds Of MCQ Questions For Use In Unit Tests Or Surprise Tests

There is another pivotal function of Exam Master. One can store herds of objective type questions in it which can be used for tests and exams of students. During the initialization of EDUBIOS, teachers can feed objective type questions and answers chapter-wise of each subject of each class in Exam Master. They just have to type the questions and answers in MCQ section of Exam Master and Save them. The MCQ questions can be saved in the format of Must-Know, Should-Know and Could-Know with ascending difficulty level. A teacher can feed upto 500 questions for each subject of a class. Random questions will be jumbled from the store to be displayed on the screen of Student Panel during the test. Hence, each student will give attempt a different paper of the same syllabus and subject from the one sitting beside him/her. There is no scope of cheating . The exam will only analyze the knowledge of the student. A prompt result will be published on the screen soon after the test is over so that the student can muse upon his mistake and rectify it in his/her future tests. The marks obtained during the test will be stored in the memory of the software so that they can be included in the report card of the student.

The abyss of these questions can be used time and time again for upcoming sessions unless the syllabus changes.





Dynamic Website

Importance Of A Website In Modern World

A website is an obligation for any educational institute of modern world.

KEY FEATURES

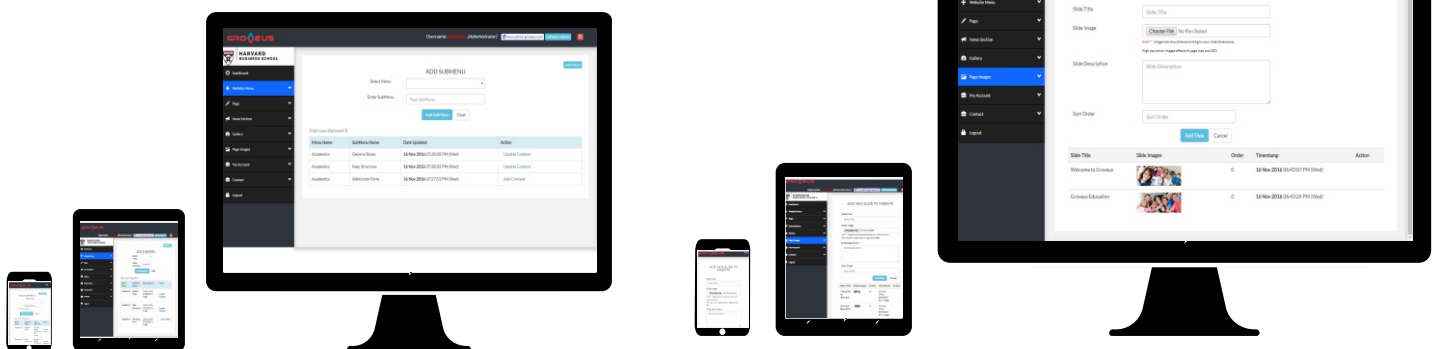
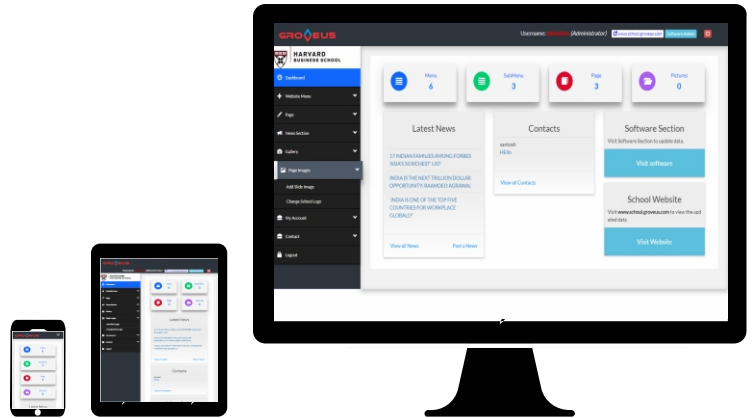
- ✓ Menu's, Sub menu's are dynamically created in Website admin panel
- ✓ Sliders, Gallery, Albums facility for photos presentation in website
- ✓ Unlimited Pages creation.
- ✓ News Forecasting in website, emails, push notifications in a single post.
- ✓ Address, maps, SEO keywords can be changed anytime using the admin panel
- ✓ Dynamic Social Links
- ✓ Student's Birthday Wishes in school's website
- ✓ Events Calendar dynamically manageable.
- ✓ Dynamic SEO for google, yahoo and bing search engines.
- ✓ Student Login Panel

Individuals or groups can know about the existence, functioning and performance of an institute through its web pages, galleries, awards and achievements present in the website.

User-Friendly And Full-Fledged Website

EDUBIOS website is a highly advanced and user-friendly site. It gives a flood of mobility in website framework to a non-technical admin user. The admin of EDUBIOS website will be given a fully developed website. It would have drop boxes, menus, pages, gallery bar (where the admin can upload pictures), map and address of the institute. However, the best part of the website is that it doesn't require a technician to manage the sites. The features are so simple that the admin can add or delete any number of web pages self-sufficiently. He/She can add pictures, videos and presentation of his/her choice anytime. Unlimited number of pages, pictures and notifications can be added by him. The website can automatically send emails, push notifications and sms to concerned people once the admin types an announcement pertaining to the institute.

The notifications can also be scheduled to be delivered particular time and day. The website will have links established to social media . Anything published on website will be automatically copied to Facebook/Twitter pages so that a wider range of audience learn about the announcement. The Home page of the website will have section dedicated for greeting students who have their birthday. EDUBIOS website will be sharing features of the software like event calendar, admission application and fees payment by secured login. There is a student login portal where the student/parent can login to view similar menu of that Student Login Panel in software.





Student Panel

Students Login Panel - A Virtual Diary Of Student

A student panel is a personal account of a student in EDUBIOS software system which can be logged in either from website or the app and downloaded in the phone.

KEY FEATURES

- ✓ Students Profile
- ✓ Online Fees Payment (Net banking, debit/credit cards)
- ✓ MCQ Quiz (Random Question as per difficulty levels) and MCQ exams records and results (Bar graph and pie charts)
- ✓ Attendance Records
- ✓ Self attendance Reports
- ✓ Home works Lists.
- ✓ Exams Lists
- ✓ Class Routines
- ✓ Contact - Administrator, faculty or
- ✓ Developers(suggestions)

Each student of an institute using EDUBIOS will have an account. It is like an online diary of the student with high-tech versatility. This would help the educational institute to manage the routine errands of the students since they are the most fundamental unit of any educational organisation.

What Students Will Find Inside Student Login?

After admission in the school/college, students will be given a username and password to login in their account. The prerequisite information of the student will be already present here for him/her from the time of his/her admission. In Fact, he/she will be guided through the account about the fee structure, stationery purchase, class and section/stream details, bus route allocated to him/her and class timetable of the school/college. The students and their parents can go through it before making any purchase prior to joining the school.

After joining the institute, the account will be brought to its optimum use by the student/ parent

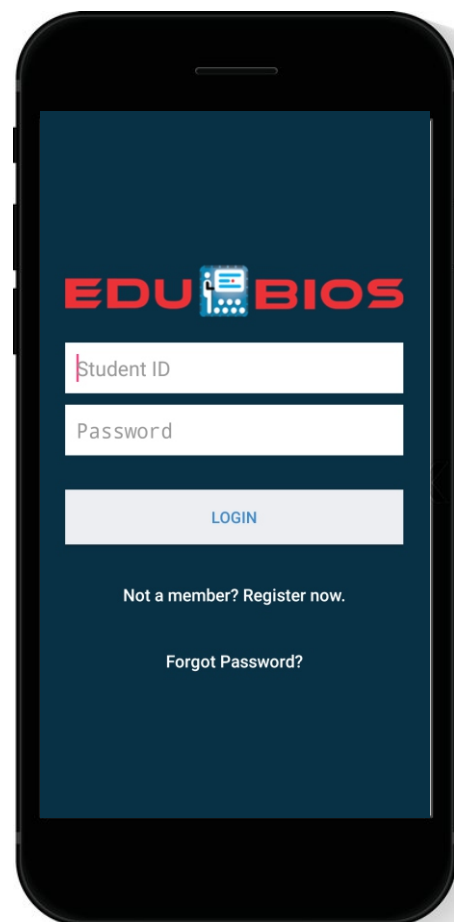
for performing some fundamental functions like examining the attendance count, home works, class timetable, calendar, notifications from institute and study material.

Activities That Students Can Perform In Student Panel

Student Panel will have a section where a student/parent can view his/her attendance record. This would give a fair idea of the attendance percentage in a term. Parents would be vigilant about the movements of their child.

Teachers will upload daily home works of student in the panel. A student from Class 5 would be about to see only those home works which is given to him. A first year from English Honours will be only able to see the tasks assigned to her class. The students can no longer lie to parents about the homework.

Class routine will be visible to a student as soon as he/she joins an institute or gets promoted to a new class.





Fee Management

Create Fee Structure

A module is specifically dedicated for the management of fees in an institute. The admin will be the user of this panel. He/She can create the structure of fees followed in the institute in the panel by clicking Create Fee Structure tab. The structure can be set for semester/ monthly/ quarterly/annually.

KEY FEATURES

- ✓ Create fees particulars for monthly/annually/quarterly/bi monthly/etc payments head
- ✓ Fees payment (Software, Website, App)
- ✓ Fees Reports (Daily, monthly, Date group wise)
- ✓ Fees Payment SMS
- ✓ Separate fees for separate student recreation facility (Like Karate Class fees, Guitar Class Fees, Swimming Classes fees)

Apart from the tuition fees and other basic fees, the admin can join additional columns for other services/extracurricular activities. The said fee structure will be saved for the execution. Admin can edit it anytime he/she desires. The final fee structure saved here would be displayed in the module of every student.

Payment of Fees

Parents can pay the fees either from the EDUBIOS website or software or mobile app. The username and password granted to a student during the time of admission would be used to login to any of above sources. The information related to the student's fee structure, last payment details and dues will be same in all.

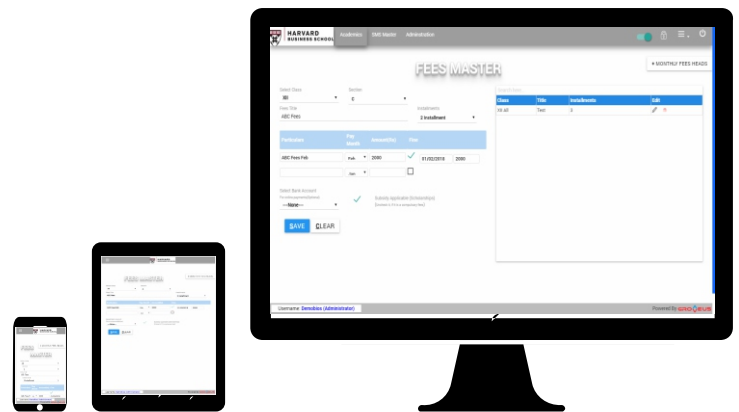
Fees Reports

The software will keep a track of the number of the successful fee transactions in the duration set by the admin. It will display a statistical report of the transactions in Fees Reports of Fees Management. Consequently, the admin will know

who has paid fees and who has not.

Fees SMS

Fees Management will automatically send fees and due payment reminder SMS to parents mobile whenever it calculates the date of fee payment is close or the due is yet to be paid by a parent. Admin doesn't have to bother himself/herself with the SMS reminders





Bus Management

Creation of Bus Routes

Bus Management will administer most functions related to school/college buses and its services. The admin of this module will create the routes and pick-up point of every route. In collaboration with the bus service provider, the admin will make an entry of the number of buses for each route and drivers-conductors allotted for them. This thing would be done in the initial stage after the installation of EDUBIOS so that it could be brought to use immediately. Once a student takes admission in the institute, a bus number and a pick-up point will be allocated to him depending upon his address.

KEY FEATURES

- ✓ Bus routes declare
- ✓ Bus fees using route-wise
- ✓ Bus details, driver details, Conductor details

EDUBIOS Calculates the Bus Fees On the Basis of Route Distance

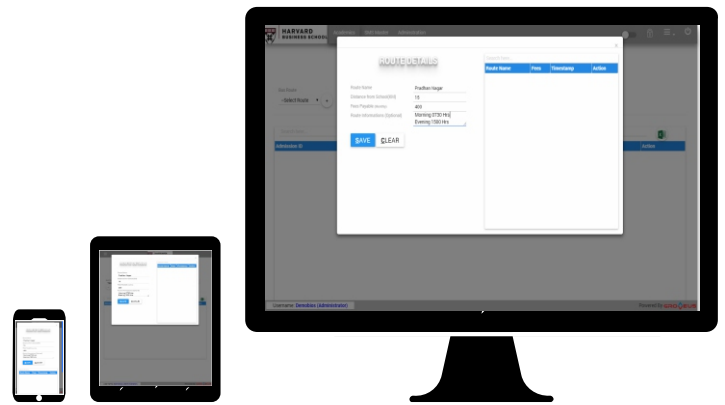
The fees of the route would be calculated by the software on the basis of distance from the school. The calculation would be as per the norms of the standard government rules. It can be edited by the admin.

Bus Management Will Send Details of Bus Routes to the Parents

Parents of the new applicant would be send the pick-up location name, route, bus number, fee structure and timings of bus arrival and departure from the Bus Management Panel by the admin. A student/parent can appeal for a change of bus stop and route by sending a request message from their personnel panel. The admin can confirm the authenticity of the request and grant permission by

Notification SMS Related to Bus Services to Parents Mobile Will Be Sent Through Bus Management

Incase a bus breaks down on the road or the bus is not functional for the day then the admin can send an SMS to the parent's mobile about the failure and the temporary solution from Notification tab of Bus Management.





Payroll

About

Teachers are indispensable part of EDUBIOS. An education management software cannot be brought to its optimum use without the inclusion of teaching staffs. Just like a student is a crucial part of an institute, in the same manner, teachers are pivotal for the functioning of it.

KEY FEATURES

- ✓ From generating appointment letter to giving experience certificate
- ✓ Salary slip
- ✓ Leave management
- ✓ Full tracking of working days and times

How A Teacher Begins Using Staff Management Panel ?

A panel in EDUBIOS is exclusively dedicated to the staffs wherein the admin can smoothly manage the responsibilities related to former. When a new teacher joins an institute, he/she would be granted a username and password of school/college run EDUBIOS. EDUBIOS app can be downloaded in the android mobile from Play Store or the teacher can directly go to the website and login from there. The Staff Management Panel will have everything right from the appointment letter to salary slip. The admin will grant a personal account to the teacher with basic filled with information. The new teacher has to fill it with his/her personal information like age, marital status, qualifications, awards, achievements, account number, phone number, etc.



How A Teacher Can Use Portable Staff Management for Performing Daily Duties Efficiently

Class timetable section of Staff Management will familiarize a teaching staff with the timings of his/her class. A teacher can check the number of classes attempted or skipped by him/her in a week/month. He/She can directly examine the salary statement of the month from his/her panel. A notification will pop-up on the wall of the staff panel once the salary is transferred into his/her account. The teacher has the option to send an inquiry to the admin if the salary does not reach his/her account on time. Staff Management would also be beneficial for the teachers to manage the daily activities of the school/college. Teacher can refer to the timetable to check the next class he/she is supposed to take. Teachers can check the attendance of the students in the class where he/she is teaching through the account. All notifications pertaining to the school would be right there in their account. Study material for lesson preparation will also be present in the module.

Teachers Can Send Leave Application From Their Panel

Staff Management and payroll has a feature through which teachers can send the leave application to the principal directly from the module. They have to click Leave Management tab and type their leave application and click the Send button to send it to the principal. This would make the process of leave application simple and direct for teacher and principal.



Library Management

Prehistoric Way Of Library Management

Library is the temple of the school. It is a place where silence permeates the environment and the student meditates on the wisdom of books. Though old school management of library has a beauty of its own yet there are some grave shortcomings. Every new book that comes to the library is stamped in ink with the initials of the educational institute. However, the tattoo is of no use if the book is stolen or lost.

KEY FEATURES

- ✓ Books Entry
- ✓ Book out permissions for students, faculties or other staffs
- ✓ Book barcode
- ✓ Books Groups

Nobody can detect the location of the book and its destined to be lost to promiscuity. Students are deprived of its services and school/college has to purchase a new one after adjusting from accounts.

Library Management System A Breakthrough Technology With Barcode Entry Of Books

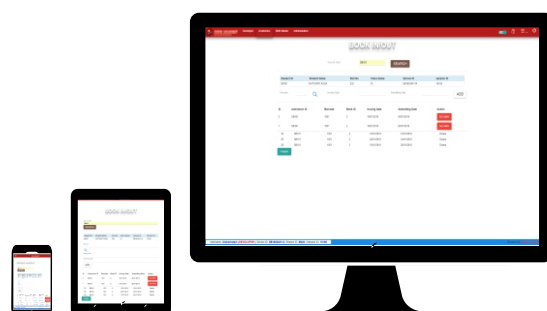
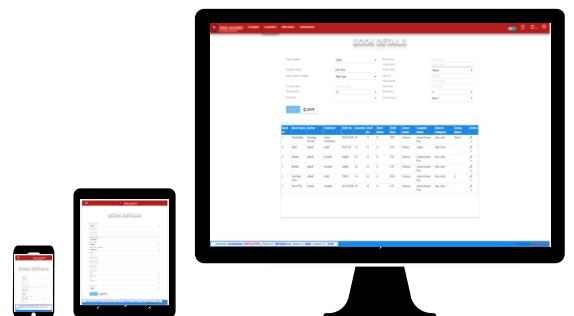
Library Management System is a breakthrough technology in the field of library management. Its precocious features are commendable in the administration and supervision of library properties. Librarian handles this module. The former will be assigned a desktop and barcode scanner at the cost beared by the institute. Whenever a book is purchased for the library , a barcode and id is dispensed to it. It is placed in the form of a sticker on the back cover of the book. An entry of the new book with its id and barcode in the module is done by the librarian. Group book entries are also possible.

Artificial Intelligence (AI) Used In Library Management Tracks the Duration of Borrowed Books and Calculates the Late Fees

Whenever a student borrows a book from the library, the book's barcode and id is scanned along with the barcode of the student so that the system records the name of the borrower and duration of borrowing the book. Once he/she come to return the book to the library, the duration of borrowing the book will be calculated by the system after scanning the book. If the student exceeds the time of borrowing then he/she has to pay the fine calculated by the system. Algorithms of fine calculation will be coded in the Fine Collection panel of Library Module as per the rules of the school. Similarly, teachers also have to follow the procedure prescribed above.

Library Management Is Intelligent Enough To Observe The Rules Of Library Laid By The Institute Without Any Human

Rules ascribed to individuals pertaining to the borrowing of the book can be stored in Permissions Panel of Library Management . The software will exercise a control over the distribution of books on the basis of these rules. For example, in a library there are books which can be taken home and there are others which has to be read in the library itself. Some books are authorized only for higher classes whereas some lie totally in restricted section. Rules of a school/college is different for a teacher to that of a student. Permissions will strictly observe the rule and report in case of a breach. Incase a student tries to take a prohibited book outside the library then the librarian would be immediately informed by a notification. The student will be checked and such discrepancies can be avoided.





User Management

About

There should be an admin to control the user privileges because a software cannot decide between known and unknown or good and bad. Therefore, the admin is given control of the software so that he/she can assign the user privileges to other users using the software.

Admin Can Create And Manage Users Of EDUBIOS

User Management is a tool in the hands of the admin of the EDUBIOS wherein he/she can assign user privileges and duties to different members of the educational institution.

KEY FEATURES

- ✓ Create & manage users
- ✓ Manage user permissions and privileges modules wise

This function is available in the Admin Module and solely reserved for the admin.

Through this function admin can create user privileges for different individuals associated with the institution. For example, admin will compulsorily make all students, teachers, principal and parents of the student as users of EDUBIOS software running in the school/college. Admin can add non-teaching staffs like accountant, cashier, receptionist, librarian, driver ,etc as a user of EDUBIOS.

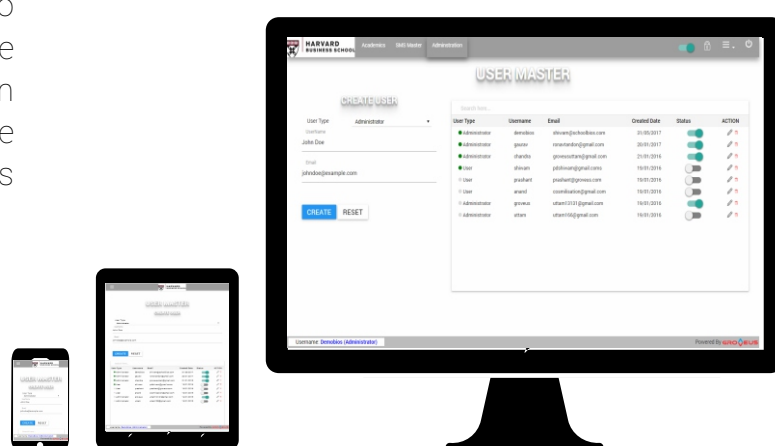
User Management Would Also Enable The Admin To Extend And Restrain The Privileges Of Any User

However, the best part is that the admin has the power to control the duties assigned to each user. He/She can restrain or extend the duty of an individual. For instance, if the admin wants Assistant Librarian to only keep a track of the books lend to the students and the names of the students who have borrowed then he can do so

limiting his/her duties in the user module assigned to Assistant Librarian.

In the same way, the admin can hide or display a specific content from student, teacher or parent module.

This power is given only to the admin so that he/she can have control over the effective distribution and execution of a work in an institution. He/She can delete the account of the user who has left the school or appears suspicious to the eyes of the institute.





Routine Master

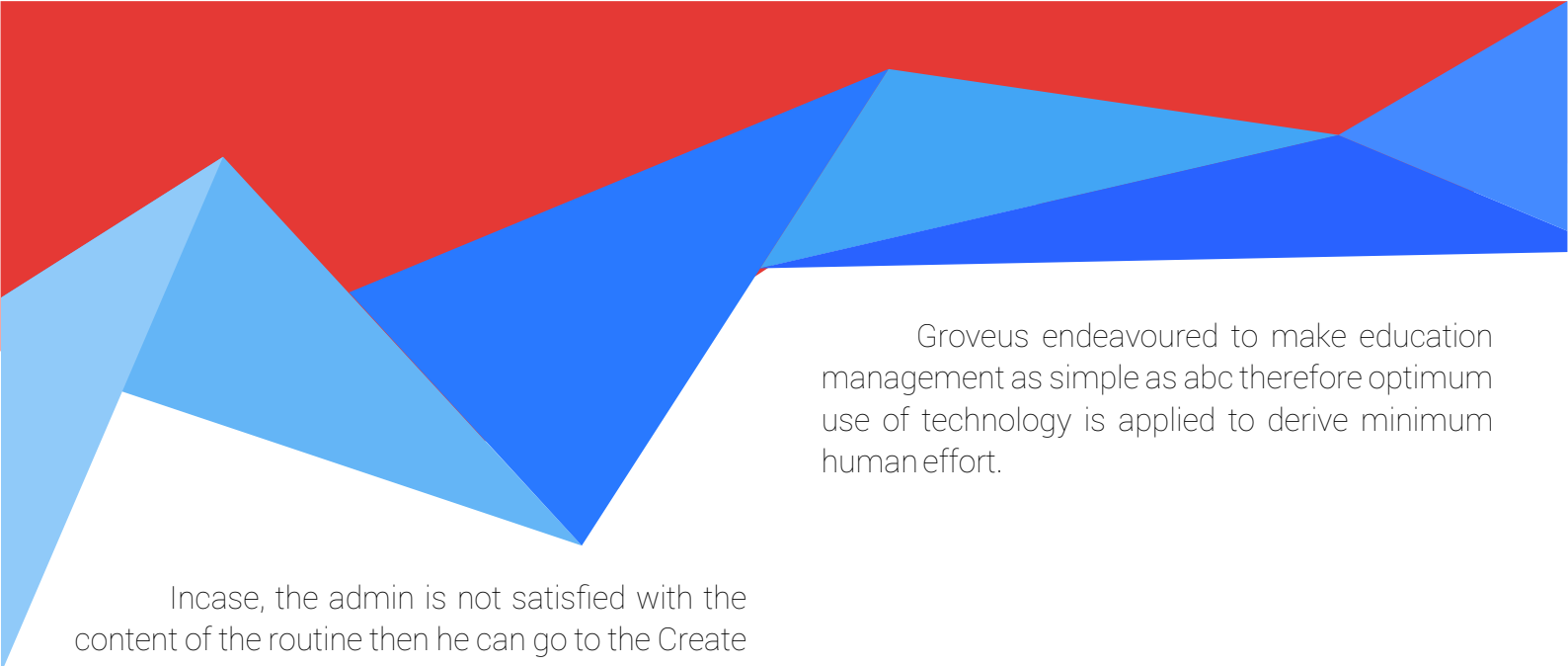
Routine Master Creates Class Routine For Students And Teachers By Itself

Setting up class routine every year in a school/college having multiple classes/sections/streams is a complex task. Unfortunately, teachers and management strive to adjust time-table of classes/sections/streams with the timetable of teachers.

KEY FEATURES

- ✓ Software generated routine on the basis of school calendar, class timings, total periods or hours to complete the subject and teacher speciality
- ✓ Manual routine setup is also there

There is complexity involved in the operation because classes generally outnumber the teachers present in the school/college and it's quite mandatory to take all classes of a day. Keeping the preceding problem in mind, Groveus developed a highly advanced programme in EDUBIOS which will use AI (Artificial Intelligence) to prepare timetable of classes of both schools and colleges. It will extract the statistical ratio of teacher/student proportion from the data fed by the admin in Admin Panel of the EDUBIOS. The software will take logistics like - qualification and specialisation of teacher, number of classes, streams of classes, school/college timings, number of periods allocated a day, time allocated to each period, studying hours of each subject of classes and syllabus into consideration before formulating timetables of classes and teachers. The admin has to just click the button of Create Routine in Result Master. The routines will be live on the modules of concerned individuals (student, teacher, parents, etc).



Groveus endeavoured to make education management as simple as abc therefore optimum use of technology is applied to derive minimum human effort.

Incase, the admin is not satisfied with the content of the routine then he can go to the Create Routine section and click the Edit button below the class routine he/she intends to alter and type the changes manually and Save. The routines of classes can be streamed by horizontally scrolling between them.

Creation Of Session Calendar Is As Easy As ABC In Routine Master

Routine Master will also manage the calendar for the institutions. Just like Exam Master is used for managing the routine of exams and tests. Similarly, Routine Master is responsible for managing the schedule of class timetable and holidays. Both divide the responsibility of a school/college diary and perform their functions. In Routine Master, the admin has to click Calendar button. He/She will be directed to a page which will have calendar of the upcoming session. The admin can click on the date of a month. A pop-up screen would ask to type the event name. The admin will type the name of the event and Save it. The event will be saved in the memory. Once all holidays and

Apps



About

Android phone is an inevitable part of our lifestyle. It's hard to imagine a life without a phone having no applications. Applications give life to the phone. It is through these applications that we perform some basic tasks of 21st century. Shopping apps allow us to purchase online materials. Social media apps(whatsapp, Facebook, Hike, Skype, etc) allow us to interact with people. Health apps guide us about the pros and cons of a particular meal.

KEY FEATURES

- ✓ Mobile app for teacher, students
- ✓ Separate login for everyone to see next class or pending fees and making payment, teacher can take attendance through the app
- ✓ It's recommended to check the attendance via the app at the first period and at the last period

EDUBIOS Mobile App Is Handy, Easy To Download, Occupies Minimum Space And User-Friendly

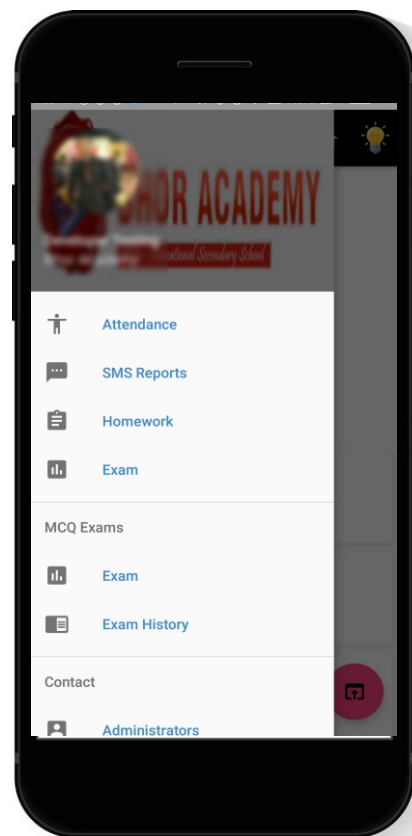
The conclusion drawn from these speculations confirm that apps can also be used in education system .

Hence, Groveus decided to extend the facility of EDUBIOS to android phones. In present day, nearly everybody owns an android phone therefore it would be handy to use EDUBIOS in phone. Teachers, students, parents, admin and others can download EDUBIOS app from Google Play Store and install it in their phones. It occupies minimum space and performs all functions of EDUBIOS.

Usability Of EDUBIOS Mobile App In Daily Routine Of Students And Teachers

A teacher/student/parent/principal/admin can login to his/her module from installed EDUBIOS app execute required functions. For example, a teacher can easily check his/her salary,absent days, working days, overtime ,etc from anywhere by just logging in the app. During the school time, teacher can check her next class or free class by just opening the app.

Students can go through their exam routine, results, class timetable and study material in their personal account.



About Groveus

Our Humble Beginnings

Groveus started with an aim to contribute its part to the IT sector and get lined up in the modern scientific research of discovering new ways of making our technology better. It started with few resources and little manpower. Yet the quality of our work and good service to our clients has helped us to grow far better.

Our Company Started

Although our company started earlier, it came to proper shape from November 2013 when our hard work was paid with the satisfaction of our clients and our company saw the arrival of numerous projects. Hence, the platform was created for the ripening our knowledge and service to our clients. Our customers are ever happy and pleased with projects delivered to them so far. The Company got many projects in this month and it was in its peak.

Transition to Full Service

We deal with every possible solution towards the information technology. Our quality service and expert guidance will help your business to grow much faster. We provide all kind of applications as per your needs and demands. We develop applications for your ease and to add to your conveniences. Our team is bend to assist you in best solutions of the time when it comes to networking and internet services.

Works

Our team at Groveus is work-dedicated set of individuals. Planning, Executing, Managing and Testing before forwarding it to our clients. We are always there to assist you in case of any need. Our Employees are devoted to the satisfaction of our clients and give their best to Serve you better than you Wished. We are very much Passionate with our Works. Our works are executed by proper Planning and Management.

Our Moto and Goals

"Technology has no Boundaries"

We can Execute any work, Can fulfill your Every Requirements and Capable of Providing you the best Solution for your Applications. Our Goal is to Rule the IT field by our Services and Quality of our Works. We don't have any Competitors coz' We Walk on our Own.



Groveus Informatics Pvt. Ltd., 1st Floor,
Dhup Company More, Near Arambagh Chicken,
Pradhan Nagar, Siliguri-734003,
Dist: Darjeeling, WB (INDIA)



Call +91 983-251-1333
Call +1-631-490-1547 (USA)